

# Add HomeCareApp to Home Screen and Enable Notifications (iOS)

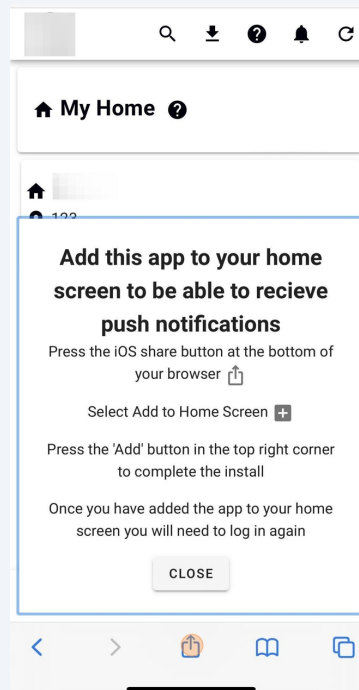
1

Once you are logged in to the app you will receive a pop up on screen with instructions on how to add the app to your home screen.

This allows you to access HomeCareApp quickly as an app rather than within your browser.

*This also lets you enable notifications so no alerts get missed.*

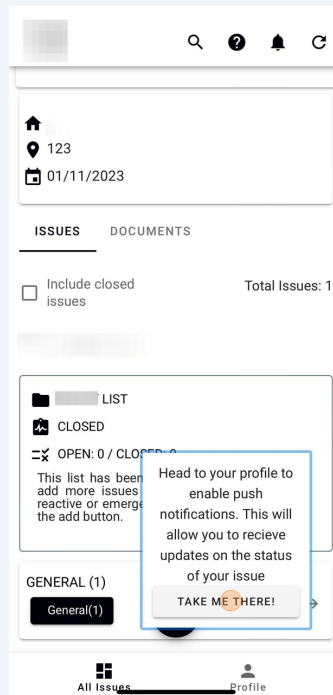
Follow the steps displayed on screen. The below example contains the steps for an iOS / Apple device.



2

After adding the app to your home screen, when you log in you will receive a pop up on screen prompting you to switch on your push notifications.

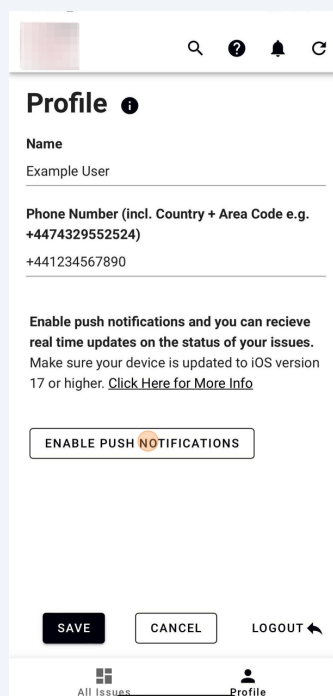
Tap 'TAKE ME THERE!'



3

This will bring you to the Profile page.

Press 'ENABLE PUSH NOTIFICATIONS'



4 Press 'ALLOW' when prompted on screen.

